



**MAXIMUM SPEED, LOW
DUPLEX PRINTING COSTS.**

Experience high printing speeds and borderless printing for up to A4 size with Epson L6160/6170/6190 ink tank printers. Armed with PrecisionCore™ printheads, print speeds are improved for increased efficiency. The new tank design is integrated into the printer to allow the printer to have the smallest footprint* amongst all brands of ink tank printers that use bottled ink refills. Together with a new set of low-cost ink bottles which guarantees spill-free ink refilling and the paper-saving auto-duplex function, enjoy one of the lowest printing cost solutions. Maximise connectivity with a suite of Epson Connect features which enables printing on the go over a network.



L6160

L6170

L6190

- Ultra-High Page Yield
Black 7500 | 6000 pages
- Print Speed
15 ipm
- Duplex Printing
- Borderless Printing
- Wi-Fi Direct
- Epson Connect
- 1-Year Warranty*



*The total Colour CPP including black ink is 32 paise.



Each printer comes bundled with a starter kit of 1 x 127 mL bottle of black pigment ink and 3 x 70 mL bottles of colour ink.

ENGINEERED FOR BUSINESS

Superior Savings with Auto-Duplex

Save up to 50% on paper costs with auto-duplex function, and enjoy even greater savings with high page yields and affordable inks.

Speed, Quality and Reliability

Epson PrecisionCore printhead offers higher print speed, quality and reliability. Pigment black ink produces water and smudge-resistant printouts.

Seamless Connectivity

Share your printer over Wi-Fi, Wi-Fi Direct, Ethernet and print on the go via a suite of Epson Connect features.



PRECISIONCORE


* Results obtained by comparing published specifications of minimum footprint of all brands of ink tank printers using bottled ink refills against the Epson L6160/6170/6190. Results valid as of July 2017. *Total Colour Cost Per Print (CPP) = 20 Paise (CMY) + 12 Paise (K) = 32 Paise. Cost Per Print (CPP) is calculated based on quoted Page Yield for Black (7,500 pages) and Composite (Cyan/Magenta/Yellow - 6,000 Pages) ink bottles, and MRP of Epson genuine ink bottles. Quoted yields are based on the ISO 24711/24712 patterns of mixed text and colour graphics with Epson methodology. Quoted yields are based on the replacement ink bottles purchased. Part of the ink from the included bottles is used for printer startup so yields could be lower than those of replacement ink bottles. Actual yields vary due to reasons including images printed, print settings, temperature and humidity. Yields may be lower when printing infrequently or predominantly with one ink colour. Ink is used for both printing and printhead maintenance. All inks are used for both black and colour printing. *Source: IDC Asia Pacific Hardcopy Peripherals Tracker 2017 Q3. Volume and Value Market share of A4 Inkjet Printers and MFPs. * Standard warranty period is one year or 50,000 pages whichever comes first.

MODEL NUMBER	L6160	L6170	L6190
Printer Type	Print, Scan, Copy	Print, Scan, Copy with ADF	Print, Scan, Copy, Fax with ADF
Printing	PrecisionCore Printhead		
Printing Technology	400 nozzles Black, 128 nozzles per colour (Cyan, Magenta, Yellow)		
Nozzle Configuration	Bi-directional printing, Uni-directional printing		
Print Direction	4800 x 1200 dpi (with Variable-Sized Droplet Technology)		
Maximum Resolution	3.3 pl		
Minimum Ink Droplet Volume	Up to 33 ppm / 20 ppm		
Print Speed ¹⁾	Simplex: Up to 15 ipm / 8.0 ipm, Duplex: 6.5 ipm / 4.5 ipm		
Draft Text - Memo, A4 (Black ⁴⁾ / Colour ²⁾	Approx. 69 sec per photo (Border) / 92 sec per photo (Borderless)		
ISO 24734, A4 (Black / Colour)	ESC / P-R		
Photo Default - 10 x 15 cm / 4 x 6" ³⁾	Yes (Up to A4)		
Printer Language	Automatic 2-sided printing		
Automatic 2-sided printing	Copying		
Copying	Copy Speed		
Copy Speed	ISO 29183, A4, Simplex (Black / Colour)		
ISO 29183, A4, Simplex (Black / Colour)	Simplex: Up to 11 ipm / 5.5 ipm		
Copy Quality	Normal / Best quality		
Maximum Copies from Standalone	99 copies		
Reduction / Enlargement	25 - 400%, Auto Fit Function		
Maximum Copy Resolution	600 x 1200 dpi		
Maximum Copy Size	A4, Letter		
Scanning	Scanner Type		
Scanner Type	Flatbed colour image scanner		
Sensor Type	CIS		
Optical Resolution	1200 x 2400 dpi		
Maximum Scan Area	216 x 297 mm (8.5 x 11.7")		
Scanner Bit Depth	Colour		
Colour	48-bit input, 24-bit output		
Grayscale	16-bit input, 8-bit output		
Black & White	16-bit input, 1-bit output		
Scan Speed (Flatbed / ADF (Simplex))	Monochrome 200 dpi		
Monochrome 200 dpi	12 sec	12 sec / 5.0 ppm	12 sec / 5.0 ppm
Colour 200 dpi	27 sec	27 sec / 5.0 ppm	27 sec / 5.0 ppm
Fax Function	Type of Fax		
Type of Fax	-	-	Walk-up black-and-white and colour fax capability
Receive Memory / Page Memory	-	-	1.1 MB, Page memory, Up to 100 pages (ITU-T No.1 chart)
Error Correction Mode	-	-	ITU Group3 fax with Error Correction
Fax Speed (Data Transfer Rate)	-	-	Up to 33.6 kbps, Approx. 3 sec/page
Fax Resolution	-	-	Up to 200 x 200 dpi
Transmission Paper Size	Flatbed		
Flatbed	-	-	Letter, A4
ADF	-	-	Letter, A4, 8.5 x 13", Legal
Receiving Paper Size	-	-	Letter, A4, 8.5 x 13", Legal
Speed Dial / Group Dial	-	-	Up to 60 numbers, 30 groups
Fax Features	-	-	PC Fax (Transmission/Receive), Automatic redial, Address book, Delay Send, Broadcast Fax (Mono Only)
ADF Function	Support Paper Thickness		
Support Paper Thickness	-	64-95 g/m ²	64-95 g/m ²
Paper Capacity	-	30 pages (75 g/m ²)	30 pages (75 g/m ²)
Paper Handling	Paper Feed Method		
Paper Feed Method	Friction feed		
Number of Paper Trays	1 (Paper Cassette)		
Paper Hold Capacity	Input Capacity		
Input Capacity	150 sheets, A4 Plain Paper (80 g/m ²)	150 sheets, A4 Plain Paper (80 g/m ²)	250 sheets, A4 Plain Paper (80 g/m ²)
Output Capacity	20 sheets, Premium Glossy Photo Paper		
Paper Size	30 sheets, A4 Plain Paper		
Maximum Paper Size	20 sheets, Premium Glossy Photo Paper		
Print Margin	Legal, 8.5 x 13", Letter, A4, 195 x 270 mm, B5, A5, A6, 100 x 148 mm, B6, 5 x 7", 4 x 6", Envelopes #10, DL, C6		
Interface	Maximum Paper Size		
Maximum Paper Size	215.9 x 1200 mm (8.5 x 47.24")		
USB	Print Margin		
Print Margin	0 mm top, left, right, bottom via custom settings in printer driver		
Network	Ethernet, Wi-Fi IEEE 802.11b/g/n, Wi-Fi Direct		
Network Protocol	TCP/IP v4, TCP/IP v6, LPD, IPP, PORT9100, WSD		
Network Management Protocols	SNMP, HTTP, DHCP, BOOTP, APIPA, PING, DDNS, mDNS, SLIP, WSD, LLTD		
Mobile and Cloud Printing	Epson iPrint, Epson Email Print, Remote Print Driver, Scan to Cloud		
Epson Connect	Apple AirPrint, Google Cloud Print, Mopria Print Service		
Control Panel	LCD Screen		
LCD Screen	2.4" Colour LCD	2.4" Colour LCD	2.4" Colour LCD Touch Panel
Printer Software	Operating System Compatibility		
Operating System Compatibility	Windows XP / XP Professional x 64 Edition / Vista / 7 / 8 / 8.1 / 10		
Electrical Specifications	Windows Server 2003 / 2008 / 2012 / 2016		
Rated Voltage	AC 100 - 240 V		
Rated Frequency	50 - 60 Hz		
Power Consumption	Operating		
Operating	12.0 W	12.0 W	12.0 W
Standby	5.3 W	5.3 W	5.4 W
Sleep	0.7 W	0.9 W	1.0 W
Power off	0.3 W	0.3 W	0.3 W
Noise Level	PC Printing / Premium Glossy		
PC Printing / Premium Glossy	38 dB (A)	38 dB (A)	38 dB (A)
Photo Paper Best Photo	PC Printing / Plain Paper Default ⁴⁾		
PC Printing / Plain Paper Default ⁴⁾	53 dB (A)	52 dB (A)	52 dB (A)
Consumables	Page Yield ⁵⁾		
Black Ink Bottle	7,500	C13T03Y100	
Cyan Ink Bottle		C13T03Y200	
Magenta Ink Bottle	6,000 (Composite Yield)	C13T03Y300	
Yellow Ink Bottle		C13T03Y400	
L6000 Series Maintenance Box		C13T04D100	

Dimensions & Weight


L6160

Weight: 5.8 kg (12.8 lb)




L6170

Weight: 6.7 kg (14.8 lb)



L6190

Weight: 6.8 kg (15.0 lb)



*1 Print speed (Pages Per Minute) is calculated when printed on A4 plain paper in the fastest mode, 10 x 15 cm photo print speed when printed on Epson Premium Glossy Photo Paper. Print speed may vary depending on system configuration, print mode, document complexity, software, type of paper used and connectivity. Print speed does not include processing time on host computer.



#1 Black Text #2 Black Text and graphics #3 Photo 4R (4 x 6")

- *2 When printed on Epson Premium Glossy Photo Paper.
- *3 Default mode in accordance with ISO7779 for MFPs.
- *4 Otherwise 3 mm top, left, right, bottom, and except plain paper.
- *5 In accordance with ISO 24711/24712. Actual yields will vary considerably for reasons including images printed, print settings, temperature and humidity. Yields may be lower when printing infrequently or predominantly with one ink colour. A variable amount of ink remains in the cartridges after the "replace cartridge" signal. Part of the ink from the first cartridges is used for priming the printer. Ink is used for both printing and print head maintenance. All inks are used for both black and colour printing.



© 2017 Epson India Pvt. Ltd. All Rights Reserved. Reproduction in part or in whole, without the written permission from Epson, is strictly prohibited. EPSON and EXCEED YOUR VISION are registered trademarks of Seiko Epson Corporation. All other products names and other company names used herein are for identification purposes only and are the trademarks or registered trademarks of their respective owners. Epson disclaims any and all rights in those marks. Print samples shown are simulations only. Specifications and product availability are subject to change without notice and may vary between countries. Please check with local Epson offices for more information.

Dealer's Stamp

Information correct at time of printing
Printed February 2018

EPSON INDIA PVT. LTD.

12th Floor, The Millenia, Tower A, No.1, Murphy Road, Ulsoor, Bangalore - 560 008.
Tel: 080-30515000 Fax: 080-30515005

Regional Offices:

Ahmedabad - 26407176/77, Chennai - 30277500/11, Cochin - 4012315, Coimbatore - 98942 19200,
Kolkata - 65009370/77, Mumbai - 28261515/17, New Delhi - 46585444, Pune - 30286000,
Secunderabad - 40359898



Epson Helpline: For product info, service or to order a ribbon cartridge - 1800 425 0011
For service - 1860 3000 1600 (9AM - 6PM) (Mon - Sat)

www.epson.co.in